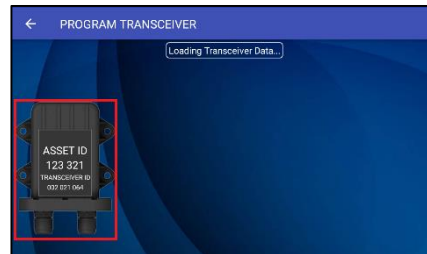


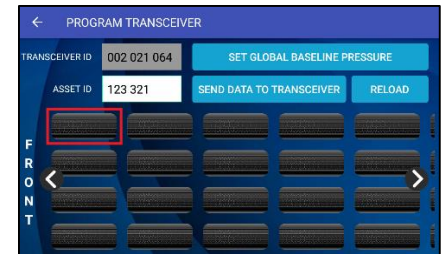
DORAN 360™ TPMS Transceiver Programming Instructions



Select "PROGRAM TRANSCIEVER" from Home screen.



Select the transceiver you would like to program.

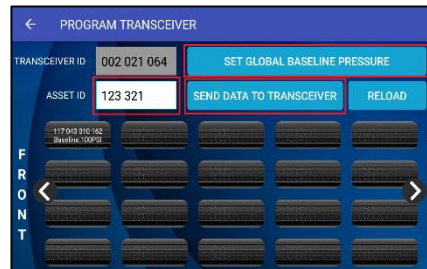


Select a tire position to program.



Input the sensor ID#, baseline pressure & alarm levels.

Press "CONFIRM" to save, repeat process for remaining tire positions.



After all tire positions have been programmed, asset ID# and global baseline pressures can be set.

Press "SEND DATA TO TRANSCIEVER".



"Data Sent Successfully" will be displayed on home screen confirming data has been sent to transceiver.