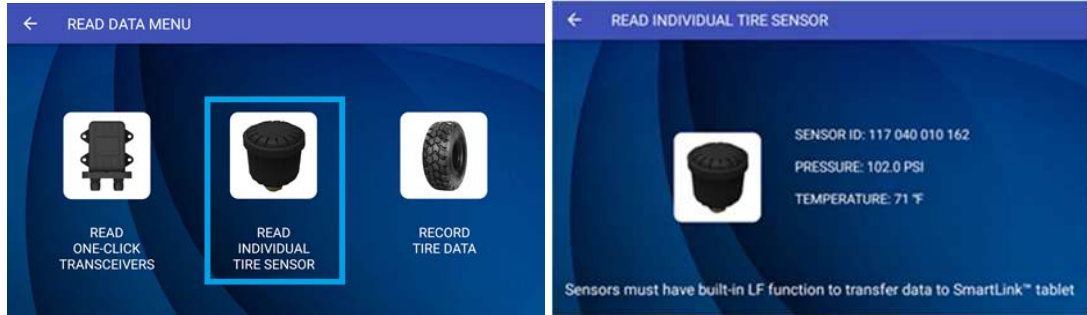


1.	INTRODUCTION	3
1.1.	PACKING AND ACCESSORIES.....	3
1.2.	TABLET COMPONENTS.....	3
1.3.	INITIAL POWER UP	4
1.4.	CONNECT THE TABLET TO THE INTERNET	4
1.5.	CONNECT TO A COMPUTER FOR FILE TRANSFER	5
2.	FUNCTIONS AND APPLICATIONS.....	6
2.1.	INTRODUCTION.....	6
3.	FUNCTIONS AND APPLICATIONS.....	7
3.1.	PROGRAMING A TRANSCEIVER.....	7
3.2.	READ TIRE SENSOR DATA.....	8
3.2.1.	READ ONE-CLICK TRANSCEIVERS	9
3.2.2.	READ INDIVIDUAL TIRE SENSOR	10
3.2.3.	RECORD TIRE DATA.....	10
3.3.	SAVED FILES	11
3.4.	APP SETTINGS	12
3.5.	YARDCHECK360 WEB PORTAL	13
4.	FAQS AND TIPS.....	14
5.	SPECIFICATIONS	15
6.	SPECIFICATIONS	16
7.	LIMITED WARRANTY	16

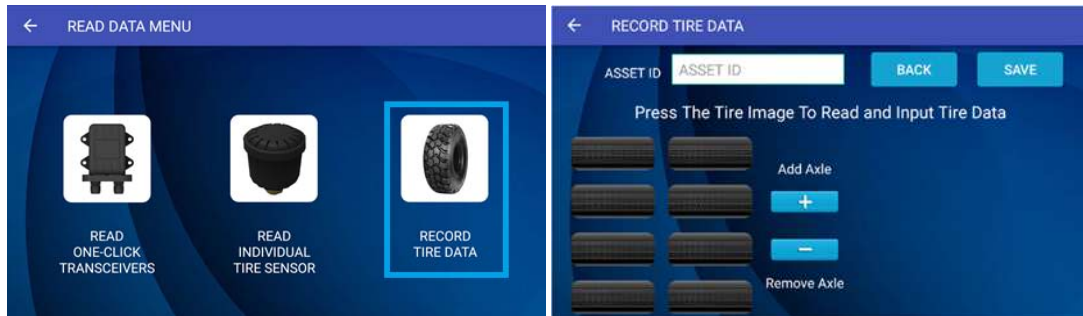
3.2.2. READ INDIVIDUAL TIRE SENSOR

Users can also read individual tire sensors if they have a LFA marking on them. This is a special type of tire sensor that features low frequency communication to allow the tablet to communicate directly to the sensor.



3.2.3. RECORD TIRE DATA

In addition to displaying the current pressure and temperature of a sensor, the 360SLT2 can also record tire data. After pressing the Record Tire Data button on the Read Data Menu, two axles are shown. An asset ID is first assigned and then the vehicle configuration can be modified. Using the + and – buttons, the user can add or subtract axles to match the configuration of the vehicle.

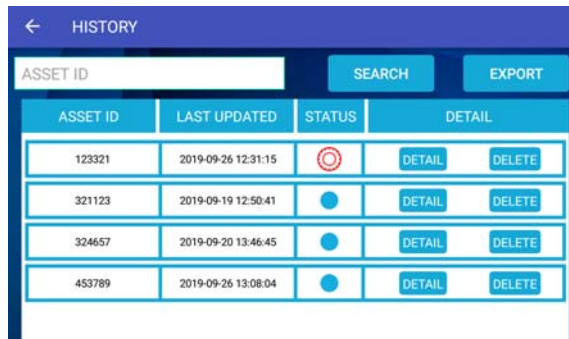




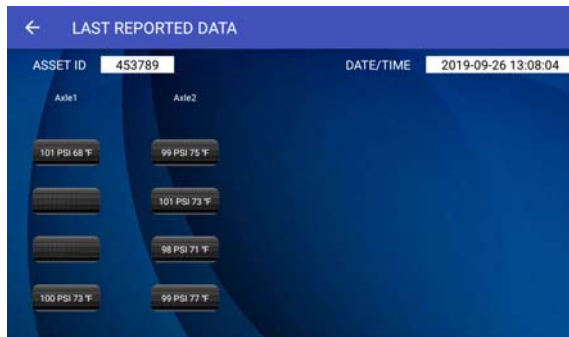
Clicking on a tire will bring up the tire record input screen. If the sensors are marked with LFA, they can be read to fill in the tire pressure and temperature. Additionally, information such as a serial number, position ID, tread depth, and photos can be added. Once all desired data is entered for that tire, the Confirm button is pressed. Once all tires are recorded, the Save button is pressed and the data will be saved to the tablet. This data can be exported or reviewed in the Saved Files menu which is outlined in the following section.

3.3. SAVED FILES

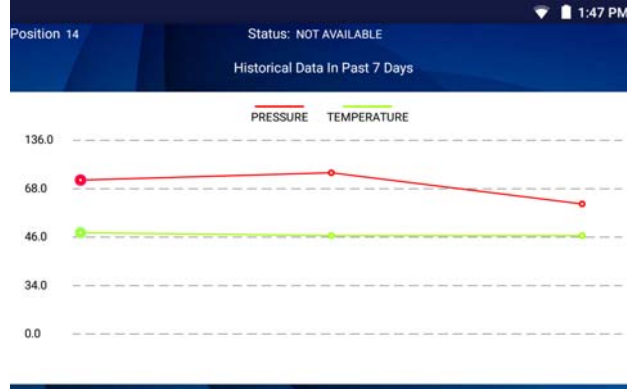
Clicking on the Saved Files button will bring up a list with all of the assets that have been stored on the tablet. A red tire indicates an alarm condition has been recorded. A blue dot indicates that all tires on the asset are at correct pressures and temperatures. Pressing the Export button will save all of the data to a file located in the Doran TPMS Data folder of the tablet.



Clicking on the Detail button for any of the assets will bring up a Last Reported Data screen displaying the last reported tire data.

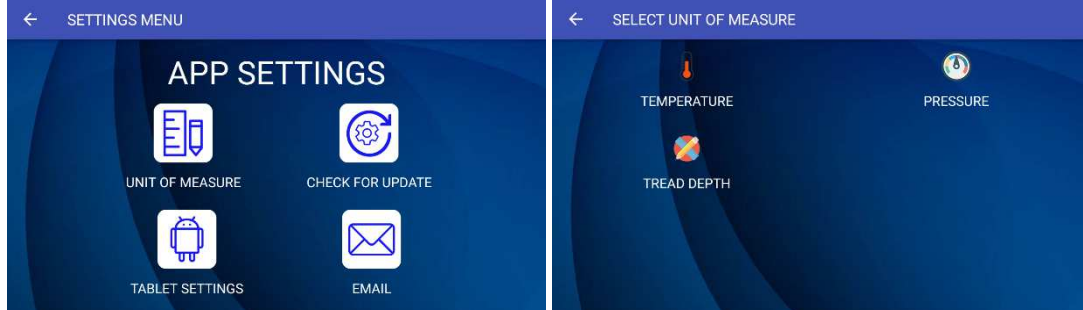


Clicking on an individual tire will bring up a detailed graph of the Historical Data from the last 7 Days for that specific tire.




3.4. APP SETTINGS

In the App Settings, the user can change the unit of measure for temperature, pressure, and tread depth measurements. The Check for Update button will verify that the tablet is running the most up to date version of software. The Tablet Settings button will navigate to Android settings such as Wi-Fi, Bluetooth, Display, and Notification settings. Lastly, the Email button will guide a user through setting up an email account on the tablet. This can be used to email saved data and photos off the tablet.



3.5. YARDCHECK360 WEB PORTAL

If YardCheck360 hardware is being used, the YardCheck360 web portal can be accessed by the tablet. Please visit <http://doranmfg.com/yardcheck-360-wireless-gate-reader-tire-pressure-monitoring-system/> for more details regarding the YardCheck360 product line.



**YARDCHECK
360**

Welcome to YardCheck360.com


Wireless TPMS Gate Reader


Email

Password

Log in

Powered By


Doran Manufacturing, LLC
2851 Massachusetts Ave.
Cincinnati, OH 45225
1-866-816-7233


Divalbiss Corporation
9778 Mt. Gilead Rd.
Fredericktown, Ohio 43019
1-800-245-2327



4. FAQs AND TIPS

Why can't I read the sensor data successfully?

The communication between the sensor and smart tablet is called low frequency technology. The communication distance is much shorter than RF. Typical read distance is just 6 inches. Make sure the tablet is close enough to read sensor data successfully.

Why doesn't my tablet turn on?

Press and hold the power button for a few seconds until the Doran logo appears on a white screen. If the tablet does not power on, check if the battery needs charged.

Why can't I see the sensor ID in the data read from the transceiver?

The sensor ID is not included in the data transmission from the transceiver to the tablet. The sensor ID is only available if the data is read directly from a LFA sensor.

Why isn't the system date and time correct?

The system date and time will be auto synced to the local time zone once it is connected to the Internet through WIFI connection. You can also manually set the date and time in Android Tablet settings accessed through the App Setting button on the home screen.



5. SPECIFICATIONS

SLT2 TPMS Tablet Specifications		
Wireless Communication	Wi-Fi (2.4G)	2.4G
	Bluetooth (2.4G)	2.4G
	RF (434.1MHz)	434.1MHz
	LF (125kHz)	125kHz
Tablet Information	OS	Android 7.1.2
	Storage	8GB
	Camera	5.0MP
	Touch panel	Capacitive
	Display	7" IPS
	Screen resolution	1280x800
	Power Adapter	100~240V
	Battery	5000mAh
	Power consumption	<8W
	Working Temperature	0~55 °C
	Storage Temperature	-20~60 °C
	Dimensions	250Lx130Wx23H mm
Weight	0.56 kg	
Connection		USB (Type C)
		USB (OTG)
		Micro SD card

6. SPECIFICATIONS

6.1. FCC ID: XXXXXX-SLT

THIS DEVICE COMPLIES WITH PART 15 OF THE FCC RULES. OPERATION IS SUBJECT TO THE FOLLOWING TWO CONDITIONS

- (1) THIS DEVICE MAY NOT CAUSE HARMFUL INTERFERENCE, AND
- (2) THIS DEVICE MUST ACCEPT ANY INTERFERENCE THAT MAY CAUSE UNDESIRE OPERATION

6.2. IC ID: XXXXXX-360SLT

CAN RSS-Gen/CNR-Gen

6.3. CE and RCM

This device passed both CE and RCM test on EMC, RF, WIFI, NFC and LVD.



7. LIMITED WARRANTY

ONE YEAR LIMITED WARRANTY: Subject to the limitations and exclusions set forth in this Limited Warranty, the DORAN 360SLT2 is warranted against defects in material or workmanship that result in a product failure under normal use during the one-year period following the date of purchase by the original end-user. This Limited Warranty applies only to claims made by the original end-user and cannot be assigned, transferred or conveyed to any subsequent users. The exclusive remedy for any product determined by DORAN MFG. LLC to be defective within such period shall, at the sole option of DORAN MFG. LLC, be the repair or replacement of such defective product, or the refund of the purchase price therefore. No other remedy shall be available.

EXCLUSIONS FROM COVERAGE: This Limited Warranty does not apply to any claims arising from misuse, abuse, unauthorized repair or alteration, circumstances; or damage or defect attributable to fire or other casualty, including, without limitation, acts of God or exposure to abrasive or corrosive materials or pollutants, or attributable to collision or other accidents which the DORAN 360SLT2 is used.

LIMITATIONS: THIS LIMITED WARRANTY IS EXPRESSLY IN LIEU OF ALL OTHER EXPRESSED OR IMPLIED WARRANTIES, INCLUDING WITHOUT LIMITATION, THE IMPLIED WARRANTY OF MERCHANTABILITY AND THE IMPLIED WARRANTY OF FITNESS FOR A PARTICULAR PURPOSE, AND ALL OF ALL OTHER OBLIGATIONS OR LIABILITIES ON THE PART OF DORAN MFG. LLC. THIS WARRANTY SPECIFICALLY EXCLUDES ALL INCIDENTAL,



SPECIAL, OR CONSEQUENTIAL DAMAGES. IN NO EVENT, AND FOR NO CAUSE WHATSOEVER, SHALL DORAN MFG. LLC HAVE ANY LIABILITY TO ANY PARTY IN EXCESS OF THE ORIGINAL PURCHASE PRICE OF THE PRODUCT IN QUESTION.

EXCLUSIVE AGREEMENT: This Limited Warranty is a complete and exclusive statement of the warranties which apply to the DORAN 360SLT. There are no expressed or implied warranties beyond those expressly stated above. No employee, agent, dealer or other Person is authorized to give any warranties on behalf of DORAN MFG. LLC, except as authorized in writing.

STATUTE OF LIMITATIONS. In purchasing the DORAN 360SLT2 you agree that any action for breach of contract or warranty must be commenced within one year after the cause of action has accrued.

PROCEDURE: Products determined to be defective within the terms of this Limited Warranty should be returned to Doran Mfg. LLC, transportation prepaid. Call DORAN MFG. LLC for return authorization. No unauthorized returns shall be accepted. Sender is responsible for all costs incurred in the removal or reinstallation and shipping of the returned product. A copy of the sales slip from the point of purchase must accompany the returned product.

APPLICABLE LAW: The internal laws of the State of Ohio, U.S.A. shall govern this Limited Warranty, and the exclusive venue for any dispute in connection with the purchase or use of the product shall be the state and federal courts of general jurisdiction located in Hamilton County, Ohio U.S.A.

SPECIAL NOTICE TO CONSUMERS: If you have purchased this product for person, family or household use:

- (1) Some states do not permit disclaimers or term limitations of implied warranties so that the disclaimers and limitations in this Limited Warranty may not apply to you;
- (2) Some states do not permit the exclusion or limitation of incidental or consequential damages so that the exclusions and limitations in this Limited Warranty may not apply to you; and
- (3) This Limited Warranty gives you specific legal rights and you may have other rights that vary from state to state.



DORAN MANUFACTURING CO. LLC

2851 Massachusetts Avenue

Cincinnati, OH 45225

Tel: 866-816-7233 Fax: 513-681-5604

Website: www.Doranmfg.com