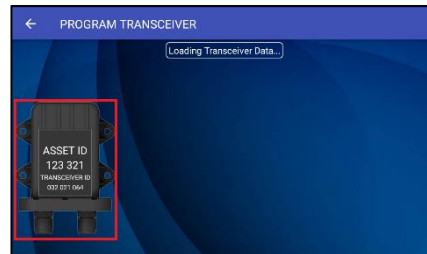


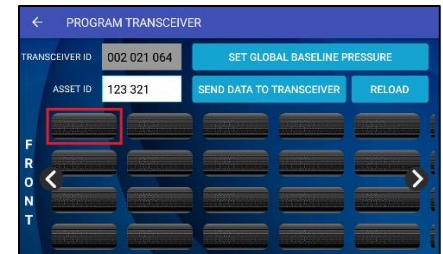
# DORAN 360™ TPMS Transceiver Programming Instructions



Select "PROGRAM TRANSCIEVER" from Home screen.



Select the transceiver you would like to program.

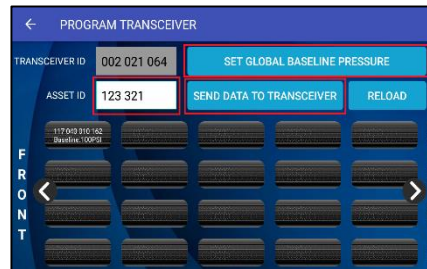


Select a tire position to program.



Input the sensor ID#, baseline pressure & alarm levels.

Press "CONFIRM" to save, repeat process for remaining tire positions.



After all tire positions have been programmed, asset ID# and global baseline pressures can be set.

Press "SEND DATA TO TRANSCIEVER".



"Data Sent Successfully" will be displayed on home screen confirming data has been sent to transceiver.

866.816.7233

www.doranmfg.com Doran Manufacturing, LLC | 2851 Massachusetts Avenue | Cincinnati, Ohio 45225

